Sylvia Walk-through

April 2019



Updated by ManorStories
Done using the build 1904 (April 2019)
This will get you all hearts/all lewd scenes/All items in the gallery

I will focus on the main story, skipping instructions.
It's not a speedrun either…

Table of content

Sylvia Walk-through....1
March 2019....1
Chapter 0....2
Chapter 1 : Education....3
Chapter 2 : Experience....4
Chapter 3 : Legacy....6

Chapter 0

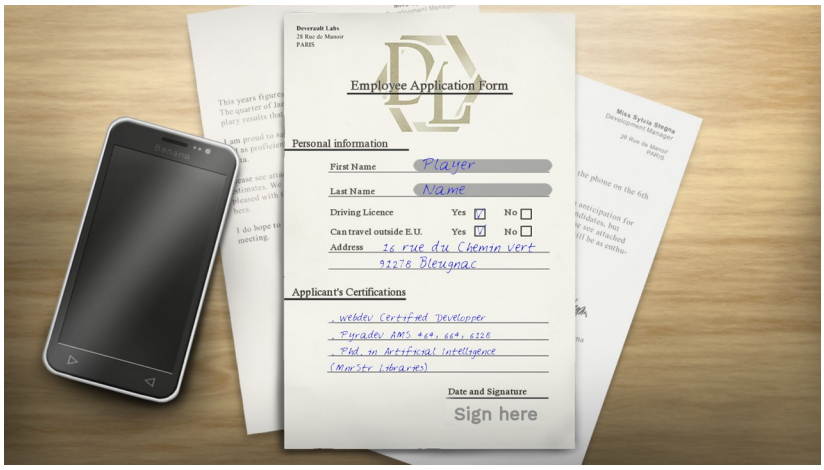

On main menu, New Game then Start a new Game

Click on the gray text area and enter your First name and Last name then click sign here

- Listen to what she's saying
- Knock on the door

- Continue the game

- I'm a fan of Hidemaru (Japanese author)
- I'm used to working 20 hours a day

- Yes I have a girlfriend and it's no secret

Chapter 1 : Education



- Look at her thighs
- Massage her back

- Frankly speaking, it's been so long...

- ... to feel uncared for.

- Look at her cleavage
- Look at her thighs
- Touch her thighs
- Touch her legs
- Touch her ankles

- Your thighs are so exciting
[You can right click as much as you want, 32 seem the minimum to get a positive reaction (the icon burn if you reach 100)]

Chapter 2 : Experience

- Our job first
- Yes ... I got it!

- I thought about some plans
- I have been here before

- MAP: Go to Pellican's Beach
- Ask the lady with a pink swimsuit (the one with purple hairs)
- Gniii (all other choices works too ;-))
- MAP : Go to R.B.I. Mall
- On swimsuit selector click Next 3 times to see "Biserna" swimsuit then click Purchase
This dialogue is just funny
- The swimsuit selector appears again -> Click close
- MAP: Go to Boat Arena
- Compete in Boat Run
- MAP: Go to R.B.I. Mall
- The swimsuit selector appears select the Alpha swimsuit then click Purchase

After lea got her swimsuit:
- The swimsuit selector appears select Omega swimsuit then click purchase or close (it lead to same end)

- MAP: Go to Boat Arena
- Compete in Boat Run

- MAP: Go to Carmen Playa
- Talk about the green ray

- MAP: Go to Herbert Garden
- MAP: Go to Art Museum
- Talk about Sylvia
- MAP: Go to Altera Forest
- What was so wrong with that club?
- MAP: Go to Pelican Beach
- Why did you take that job?
- MAP: Go to Granda Park

- Go further in the park
- MAP: Go to R.B.I. Mall
- The swimsuit selector appears select Omega swimsuit then click purchase
- MAP: Go to Hotel Emeraude

- MAP: Go to Lover's Pick
- I owe you a massage

- Look at her face
- Sneak peek at her boobs
- Look at her butt

- Look at her legs (you can pick up any other "options" if you want)

- MAP: Go to Herbert Garden

- Tell her what happened with Léa

- MAP: Go to Herbert Garden
- Focus on people who care about you

- MAP: Go to Resto Grant's
- It's now or never...

- Stare at her boobs (you can pick up any other "options" if you want)

- Kiss her strongly
- I can't stop her now!

- (you can look wherever you want, using the mouse wheel you can adjust your heartbeats (and how strong you want it))
- Click on Sylvia's head (and enjoy the view)

Chapter 3 : Legacy

- I was expecting another call
- What are you hiding from me Léa ?

- When « young » valerie ask to look at her : Click on Young Valerie's face
- Wake up

(however if you save just after choosing « Die », you can continue and go back later on)

During the credits pressing left or right arrow key will steer
Press escape to return to the main menu