

SPECIAL THANKS

To the mastermind behind the game, where without him we couldn't have played and enjoyed it! Please visit his page to check out his other games and support him to provide you with more games in the future!

DANIELS K.

<https://www.patreon.com/StrandedWithBenefits>

Contents

Game Plan	2
First Playthrough	3
Start of DAY 1	3
Start of DAY 2	6
Start of DAY 3	9
Start of DAY 4	12
Start of DAY 5	15
Start of DAY 6	18
Start of DAY 7	21
Start of DAY 8	24
Start of DAY 9	28
Second Playthrough	31
Start of DAY 1	31
Start of DAY 2	35
Start of DAY 3	38
Start of DAY 4	41
Start of DAY 5	44
Start of DAY 6	47
Start of DAY 7	50
Start of DAY 8	53
Start of DAY 9	58

Game Plan

The guide will try to maximize efficiency to view as many unique scenes as possible in the least amount of playthroughs.

Viewer discretion is advised!

I have to warn you the game has a wide range of fetishes that may not appeal to some people.

Viewer discretion is advised!

First Playthrough

Primary Objective: Making the [GF] happy while avoiding the NTR.

Secondary: Sleeping with as many side characters you'll meet along the way.

Second Playthrough

Primary Objective: Making the [Twin] happy while embracing every NTR scene.

Secondary: Sleeping with as many side characters you'll meet along the way.

First Playthrough

Start of DAY 1

@ Hospital:

! Pro Tip: Hold the Left-Click (Mouse) OR "Z" (Keyboard) to speed up the dialogue till choices appear.

Dialogue with the Doctor ☹️

1. ** Choices doesn't matter **

@ Home:

! Pro Tip: Right-Click (Mouse) => Item => Item => Settings => Move Speed => Faster.

- ⌘ Go the **Glowing stars** [Bedroom]



Dialogue with the Detective 😊

1. ** Choices doesn't matter **



- ⌘ Go the **Glowing stars** [Kitchen]
- ⌘ Go the **Glowing stars** [Front Door]



Dialogue with the Doctor & GF 😊

1. I know what I'm doing
2. You will fall in love all over again
3. Trust me, you'll love it!



- ⌘ Go the **Glowing stars** [Kitchen]



Dialogue with the GF 😊

1. I know...
2. No, it took a while
3. We're in this together!



- ⌘ Go the **Glowing stars** [Bathroom]
- ⌘ Go the **Glowing stars** [Bathroom Door]



Dialogue while spying on the GF 😊

1. Quickly close the door

My Girlfriend's Amnesia Walkthrough

Written by: Qleaf
<https://www.patreon.com/Qleaf>



🔑 Go the **Glowing stars** [Living Room]



Dialogue with the GF 🗨️

1. You had a bit of a stink
2. Tell a joke



🔑 Go the **Glowing stars** [Bedroom]



Dialogue with the GF 🗨️

1. Not always, equality!
2. Kiss her



🔑 Go the **Glowing stars** [Bathroom Door]

🔑 Go the **Glowing stars** [Front Door]



Dialogue with the Twin 🗨️

1. I was not!
2. I wouldn't say great



🔑 Leave the House, head EAST and follow the **Glowing stars** to the [Library]

@ Library:

Dialogue with the girl (Mary) 🗨️

1. Go closer to the girl	Mary's Path
2. Are you hitting on me?	Mary's Path
3. Take her number *	Mary's Path

*** WARNING:** If you don't take Mary's number, you will end your relationship with her!



🔑 Leave the Library, head back Home.

@ Home:

🔑 Go the **Glowing stars** [Living Room]



Dialogue with the GF & Twin 🗨️

1. Sure I'll get to it!



My Girlfriend's Amnesia Walkthrough

Written by: Qleaf
<https://www.patreon.com/Qleaf>

- ⌘ Go the **Glowing stars** [Kitchen]
- ⌘ Go the **Glowing stars** [Living Room]



Dialogue with the GF & Twin ☹️

1. Save [GF]
2. Take her hand away



- ⌘ Go the **Glowing stars** [Book Shelf]
- ⌘ Go the **Glowing stars** [Bedroom]
- ⌘ Go the **Glowing stars** [Kitchen]
- ⌘ Go the **Glowing stars** [Hallway]
- ⌘ Go the **Glowing stars** [Bathroom]
- ⌘ Go the **Glowing stars** [Bedroom]
- ⌘ Go the **Glowing stars** [Bathroom]

! **Pro Tip:** Save in Slot 11 now in order to be able to switch to the Neutral Ending for Day 1 later.

- ⌘ TALK to the GF in the Bedroom



Dialogue with the GF ☹️ **[PICK ONE PATH]**

Neutral Ending Path

1. Yes, I do!
2. Well you kind of are...
3. Say nothing...

-- Day 1 Neutral Ending Scene --

Gentleman Ending Path (Recommended)

1. Yes, I do!
2. Don't think of it like that...
3. Everything will be fine...

-- Day 1 Gentleman Ending Scene --



- ⌘ Go the **Glowing stars** [Bathroom]
- ⌘ Go the **Glowing stars** [Bedroom]



End of DAY 1

Start of DAY 2

@ Home:

- ⌘ Go the **Glowing stars** [Bedroom]
- ⌘ Go the **Glowing stars** [Bathroom]
- ⌘ Go the **Glowing stars** [Kitchen]



Dialogue with the Twin

1. **** Choices doesn't matter ****



- ⌘ Go the Bedroom



Dialogue while the GF is sleeping

1. Leave her alone



- ⌘ Go the **Glowing stars** [Living Room]
- ⌘ Go the Bedroom
- ⌘ Leave the House, go to the **Glowing stars** [Front yard]
- ⌘ Head back inside the House, talk to the GF



Dialogue with the GF

1. Give me a kiss!
2. We wait...



- ⌘ Leave the House, go to the Front yard's door



Dialogue with the GF & Twin

1. We're just joking [Twin]!
2. You fucking asshole!
3. Punch him!
4. Move on



- ⌘ Head EAST, follow the **Glowing stars** to the [Hospital]

@ Hospital:

- ⌘ Go the **Glowing stars** [Waiting Area]



Dialogue with the GF ☹️

1. Without it!
2. Call Mary

Mary's Path



⌘ Leave the Hospital, follow the **Glowing stars** to the [Restaurant]

@ Restaurant:

Dialogue with Mary ☹️

1. I did!

Mary's Path



⌘ Head back to the Hospital

@ Hospital:

⌘ Go the **Glowing stars** [Waiting Area]



Dialogue with the Twin ☹️

1. Skip scene *

*** WARNING:** If you choose "Continue" instead, you'll view an NTR Scene involving your GF!



⌘ Leave the Hospital, head WEST and follow the **Glowing stars** to the [Clothes Store]

@ Clothes Store:

Dialogue with the GF & Twin ☹️

1. No, just asking...
2. Nope
3. Go away
4. Release the pressure
5. You're not having sex with me...
6. You're welcome



⌘ Head back Home

⌘ Leave the House



Dialogue with the Detective ☹️

1. ** Choices doesn't matter **



⌘ Head back inside the House.

@ Home:

⌘ Talk to the GF in the Living Room



Dialogue with the GF & Twin ☹️

1. It's over here on the table
2. Push her away
3. She did it on purpose



🔔 Go the **Glowing stars** [Bathroom]

! **Pro Tip:** Save in Slot 12 now in order to be able to switch to the Neutral Ending for Day 2 later.

🔔 Talk to the GF in the Bedroom



Dialogue with the GF ☹️ [PICK ONE PATH]

Neutral Ending Path

1. Let's have sex...

-- Day 2 Neutral Ending Scene --

Gentleman Ending Path (Recommended)

1. Whatever you decide...

-- Day 2 Gentleman Ending Scene --



End of DAY 2

Start of DAY 3

@ Home:

Dialogue with the Twin ☹️

1. Stop it!



- ⌘ Talk to the GF in the Kitchen



Dialogue while the GF & Twin ☹️

1. With my eyes closed...



- ⌘ Go the **Glowing stars** [Kitchen]
- ⌘ Go the **Glowing stars** [Bathroom Door]



Dialogue while the GF & Twin shower ☹️

1. Go inside



- ⌘ Go the **Glowing stars** [Kitchen]



Dialogue with the GF & Twin ☹️

1. You're looking good [GF]



- ⌘ Leave the House, go the **Glowing stars** [Front yard]
- ⌘ Head back inside the House, go the **Glowing stars** [Bedroom]



Dialogue with the GF & Twin ☹️

1. [GF]'s are bigger
2. I don't think it's a good idea



- ⌘ Go the **Glowing stars** [Bathroom] x3
- ⌘ Go the **Glowing stars** [Hallway]
- ⌘ Leave the House, head EAST and follow the **Glowing stars** to the Bench [Park]



My Girlfriend's Amnesia Walkthrough

Written by: Qleaf
<https://www.patreon.com/Qleaf>

@ Park:

Dialogue with the GF & Twin

1. No, I'm not out yet...
2. Not for you, no.



⌘ Follow the **Glowing stars** to the building [Park's Bathroom]



Dialogue with the GF

1. No I'm fine right now!
2. Make a move



⌘ Head back Home

@ Home:

- ⌘ Go the **Glowing stars** [Bathroom]
- ⌘ Go the **Glowing stars** [Living Room]



Dialogue with the GF & Twin

1. Call Mary
Mary's Path
- * **WARNING:** "Stay at home" will give you a different scene but at the cost of Mary's relationship!



⌘ Leave the House, head EAST and follow the **Glowing stars** to the Building [Coffee Shop]



@ Coffee Shop:

Dialogue with Mary

1. Do it
Mary's Path
2. Like it
Mary's Path



⌘ Head back to the House

⌘ Leave the House, head EAST and follow the **Glowing stars** to the White Car

⌘ Go the **Glowing stars** [Strip Club]



@ Strip Club:

Dialogue with the GF & Twin

1. Yours is nicer!
2. I'm straight!

My Girlfriend's Amnesia Walkthrough

Written by: [Qleaf](https://www.patreon.com/Qleaf)
<https://www.patreon.com/Qleaf>



⌘ Head back Home (Click on the White Car)

@ Home:

! Pro Tip: Save in Slot 13 now in order to be able to switch to the Neutral Ending for Day 3 later.

⌘ Go the **Glowing stars** [Bedroom]



Dialogue with the GF & Twin  **[PICK ONE PATH]**

Neutral Ending Path

1. I don't think so, no

-- Day 3 Neutral Ending Scene --

Gentleman Ending Path (Recommended)

1. Maybe we were together

-- Day 3 Gentleman Ending Scene --



End of DAY 3

Start of DAY 4

@ Home:

Dialogue with the GF ☹️

1. I understand...



- ⌘ Go the **Glowing stars** [Living Room]
- ⌘ Go the **Glowing stars** [Kitchen]
- ⌘ Go the **Glowing stars** [Front Door]



Dialogue while the Detective ☹️

1. ** Choices doesn't matter **



- ⌘ Go the **Glowing stars** [Living Room]



Dialogue with the GF & Twin ☹️

1. I like it



- ⌘ Leave the House, head to the Hospital

@ Hospital:

- ⌘ Go the **Glowing stars** [Waiting area]

Dialogue with the Doctor & GF ☹️

1. Stop



- ⌘ Leave the Hospital, head WEST and follow the **Glowing stars** to the Building [Diner]



Dialogue with the GF ☹️

1. She has no chance with me
2. Keep the note * Betty's Path

*** WARNING:** If you didn't Keep the note, you will end your relationship with Betty!



- ⌘ Head back Home

@ Home:

- ⌘ Go the **Glowing stars** [Kitchen]



Dialogue with the GF & Twin ☹️

1. A Kiss



- 🔗 Go the **Glowing stars** [Living Room]
- 🔗 Leave the House, head to the Diner. Once there, head EAST to the **Glowing stars** [Shack]



Dialogue with Mary ☹️

- | | |
|---------------|--------------|
| 1. Go inside | Mary's Path |
| 2. Call Betty | Betty's Path |



- 🔗 Head NORTH of the Diner towards the **Glowing stars**
- 🔗 Head back Home

@ Home:

! Pro Tip: Save in Slot 14 now in order to be able to switch to the Neutral Ending for Day 4 later.

- 🔗 Go the **Glowing stars** [Living Room]



Dialogue with the GF & Twin ☹️ **[PICK ONE PATH]**

Neutral Ending Path

1. You're not going to get fat
2. No, that won't work for me

Jerk Ending Path (Recommended)

1. You're not going to get fat
2. Fine... You can sleep together



Depending on which Path you chose:

Neutral Ending Path

- 🔗 Go the **Glowing stars** [Bedroom]



-- Day 4 Neutral Ending Scene --



- 🔗 Go the **Glowing stars** [Living Room]



End of DAY 4

Gentleman Ending Path

⌘ Go the **Glowing stars** [Bathroom]



-- Day 4 Gentleman Ending Scene --



⌘ Go the **Glowing stars** [Bedroom]

⌘ Go the **Glowing stars** [Living Room]




End of DAY 4

Start of DAY 5

@ Home:

- ⌘ Talk to the GF in the Kitchen




Dialogue with the GF 	
1. Call Mary *	Mary's Path
* Choosing "Go to the gym" will give you a small scene in the GYM at the cost of Mary's Relationship.	



- ⌘ Go the **Glowing stars** [Living Room]
- ⌘ Go the **Glowing stars** [Front Door]



Dialogue with Mary 	
1. Release in her mouth *	Mary's path
* Warning: Choosing "Let her continue" 2 times will end up with a Game Over.	



- ⌘ Go the **Glowing stars** [Kitchen]



Dialogue with the GF & Twin 	
1. It's fine, don't worry	
2. Go to [GF]	



- ⌘ Talk to the GF in the Hallway
- ⌘ Leave the House, head EAST and follow the **Glowing stars** to the White Car (Click on the Car)
- ⌘ Go the **Glowing stars** [Hypnotist Clinic]

@ Hypnotist Clinic:

Dialogue with the GF & Clarissa 	
1. Have sex with Clarissa	Clarissa's Path



- ⌘ Click on the White Car and head back Home

@ Home:

- ⌘ Go the **Glowing stars** [Living Room]
- ⌘ Talk to the Twin in the Bedroom



Dialogue with the Twin

1. Go to see Betty Betty's Path



- ⌘ Leave the House, head WEST and follow the **Glowing stars** to the Building [Betty's Apartment]
- ⌘ Head back Home

@ Home:

- ⌘ Talk to the GF in the Living Room



Dialogue with the GF

1. Stay with [GF]



- ⌘ Go the **Glowing stars** [Bathroom]
- ⌘ Go the **Glowing stars** [Kitchen]
- ⌘ Go the **Glowing stars** [Living Room]
- ⌘ Leave the House, head to the Hospital

@ Hospital:

- ⌘ Go the **Glowing stars** [Waiting Area]
- ⌘ Go the **Glowing stars** [Chair]
- ⌘ Go the **Glowing stars** [Elevator]

! WARNING: Unavoidable NTR Scene ahead!

Dialogue with Adrian

1. Stop *
- * You can choose "Hit him again" as much as you want, stop when satisfied.



- ⌘ Head back Home

@ Home:

- ⌘ Go the **Glowing stars** [Living Room]



Dialogue with the GF & Twin

1. You're not a slut
2. Yes, whatever you need!



! Pro Tip: Save in Slot 15 now in order to be able to switch to the Neutral Ending for Day 5 later.

- ⌘ Go the **Glowing stars** [Kitchen]



Dialogue with the Twin ☹️ [PICK ONE PATH]

Neutral Ending Path

1. Kiss her

Gentleman Ending Path (Recommended)

1. Go to bed



🗨️ Go the **Glowing stars** [Bedroom]



-- Day 5 Ending Scene --



End of DAY 5

Start of DAY 6

@ Home:

- ⌘ Go the **Glowing stars** [Front Door]
- ⌘ Go the **Glowing stars** [Living Room]
- ⌘ Leave the House, head EAST and follow the **Glowing stars** to the [Car]

@ Police Station:

Dialogue with Mary ☹️

1. Sure, where? Mary's Path



- ⌘ Follow the **Glowing stars** to the Park
- ⌘ Head back Home

@ Home:

- ⌘ Go the **Glowing stars** [Kitchen]



Dialogue with GF & Twin 😊

1. You're beautiful



- ⌘ Leave the House, go to the **Glowing stars** [Red Car]
- ⌘ Head East, go to the **Glowing stars** [White Car] (Click on the car)

@ Pool:

Dialogue with the GF & Twin 😊

1. Can't wait to see [GF]!
2. Swim with [GF]



- ⌘ Leave the House, head EAST and follow the **Glowing stars** to the Food Stand



Dialogue with Betty 😊

1. Meet Betty Betty's Path



- ⌘ Go the **Glowing stars** next to the girl [Natalie] on the left side



Dialogue with the girl [Natalie] 😊

1. I can help you! Natalie's Path



My Girlfriend's Amnesia Walkthrough

Written by: Qleaf
<https://www.patreon.com/Qleaf>

- ⌘ The Dog can be found near the Clothes Store next to the fire hydrant **Glowing stars**
- ⌘ Return to Natalie and talk to her



Dialogue with the girl [Natalie] ☹️	
1. Go with Natalie (Fetish)*	Natalie's Path
* WARNING: Diaper fetish ahead.	



- ⌘ Head South and follow the **Glowing stars** to the Park (Meet Betty)
 - ⌘ Head back Home (Front yard's Gate)
 - ⌘ Go the **Glowing stars** (Left Side => Right Side => Behind the House)
 - ⌘ Head inside the House
- @ Home:**
- ⌘ Go the **Glowing stars** [Hallway]



Dialogue with the GF & Twin ☹️	
1. Take a shower	



- ⌘ Go the **Glowing stars** [Bathroom]
 - ⌘ Go the **Glowing stars** [Living Room]
- ! Pro Tip:** Save in Slot 16 now in order to be able to switch to the Neutral Ending for Day 6 later.
- ⌘ Go the **Glowing stars** [Bedroom]
- @ Restaurant:**

Dialogue with the GF & Twin ☹️ [PICK ONE PATH]	
<u>Neutral Ending Path</u>	
1. No such connection	
2. Cut it out!	
3. Keep going	
<u>Gentleman Ending Path (Recommended)</u>	
1. No such connection	
2. Cut it out!	
3. Stop	




My Girlfriend's Amnesia Walkthrough

Written by: Qleaf
<https://www.patreon.com/Qleaf>

@ Home:

⌘ Go the **Glowing stars** [Kitchen]



Dialogue with the GF & Twin 
1. ** Your Choice **
-- Day 6 Ending Scene --



End of DAY 6

Start of DAY 7

@ Home:

Dialogue while GF is sleeping ☹️

1. ** Choices doesn't matter **



- ⌘ Talk to Twin in the Bathroom
- ⌘ Go the **Glowing stars** [Hallway]
- ⌘ Go the **Glowing stars** [Kitchen]
- ⌘ Go the **Glowing stars** [Living Room]
- ⌘ Go the **Glowing stars** [Front Door]



Dialogue with Police Woman [Kat] ☹️

1. Slip her the pills Kat's Path



- ⌘ Go the **Glowing stars** [Bedroom]
- ⌘ Go the **Glowing stars** [Kitchen]



Dialogue with the GF, Twin & Kat ☹️

1. No, you stay here!



- ⌘ Go the **Glowing stars** [Bathroom]



Dialogue with the Twin ☹️

1. Get out!



- ⌘ Go the **Glowing stars** [Kitchen Door]
- ⌘ Leave the House, head EAST and follow the **Glowing stars** [Black Car]

! Pro Tip: Right-Click (Mouse) => Item => Item => Settings => Move Speed => Faster.



Dialogue with the Mysterious Woman ☹️

1. I do want you! Mysterious Woman's Path



- ⌘ Head back inside the House

@ Home:

- ⌘ Go the **Glowing stars** [Kitchen]



Dialogue with the GF, Twin & Kat ☹️

1. Turn them on



- ⌘ Leave the House, head EAST and follow the **Glowing stars** [Garage]

! Pro Tip: Use the following trick to move faster (during the storm):

Right-Click (Mouse) => Item => Item => Settings => Move Speed => Faster.

- ⌘ Head back inside the House

@ Home:

- ⌘ Go the **Glowing stars** [Living Room]



Dialogue with the GF & Twin ☹️

1. Talk to [GF]



- ⌘ Go the **Glowing stars** [Kitchen]



Dialogue with the GF, Twin & Kat ☹️

1. Hahaha!
2. I don't know...
3. Meet Betty

Betty's Path



- ⌘ Leave the House, head to Betty's Apartment

- ⌘ Head back Home

@ Home:

- ⌘ Go the **Glowing stars** [Bathroom]

- ⌘ Go the **Glowing stars** [Bedroom]

- ⌘ Leave the House, head to the Clothes Store

- ⌘ Head back Home

@ Home:

! Pro Tip: Save in Slot 17 now in order to be able to switch to the Neutral Ending for Day 7 later.

- ⌘ Go the **Glowing stars** [Living Room]



Dialogue with the GF & Twin ☹️ [PICK ONE PATH]

Neutral Ending Path

1. Yes
2. Dare : Talk dirty to me!
3. Yes

Gentleman Ending Path (Recommended)

1. No
2. Dare : Dance with no music!
3. No



🗨️ Go the **Glowing stars** [Bedroom]



-- Day 7 Ending Scene --



End of DAY 7

Start of DAY 8

@ Home:

Dialogue while GF is sleeping

⌘ Don't do it



⌘ Go the **Glowing stars** [Kitchen]

⌘ Leave the House, head EAST and follow the **Glowing stars** [Grocery Store]



Dialogue while the couple are hiding

1. Stay and watch

Couple's Path



⌘ Return Home.

@ Home:

⌘ Go the **Glowing stars** [Kitchen]

⌘ Leave the House, head EAST and follow the **Glowing stars** [White Car] (Click on the car)

⌘ Go the **Glowing stars** [Hypnotist Clinic]

⌘ Click on the White Car and head back Home

@ Home:

⌘ Go the **Glowing stars** [Bedroom]

⌘ Leave the House, clean the Front yard by clicking on (Rocks x2 , Scraps x2 , Papers x3)



Dialogue with Mary

1. Meet Mary

Mary's Path



⌘ Head to the Library

⌘ Head back Home.

Home:

⌘ Go the **Glowing stars** [Hallway]



Dialogue with the GF & Twin

1. [GF] is right



⌘ Leave the House, head EAST and follow the **Glowing stars** [White Car] (Click on the car)

⌘ Go the **Glowing stars** [Clarissa's House]



Dialogue with the GF & Twin 


1. Hahaha!



@ Clarissa's House:

- ⌘ Go the **Glowing stars** [Party Gathering]
- ⌘ Go the **Glowing stars** [Locker]
- ⌘ Go the **Glowing stars** [Party Gathering]



Dialogue with the GF & Twin 

1. Dream on!



- ⌘ Go the **Glowing stars** [Entrance]
- ⌘ Go the **Glowing stars** [Games Room]



Dialogue with the Twin 

1. Don't risk it



- ⌘ Go the **Glowing stars** [Party Gathering]



Dialogue with the Twin 

1. Care to dance?



- ⌘ Go the **Glowing stars** [Games Room]
- ⌘ Go the **Glowing stars** [Party Gathering]
- ⌘ Go the **Glowing stars** [Games Room]



Dialogue with the GF 

1. Have sex with her
2. Convince [GF]



- ⌘ Go the **Glowing stars** [Hallway]



Dialogue with the GF ☹️

1. We owe her sister



- ⌘ Leave the House, go to the **Glowing stars** [White Car]



Dialogue with the GF & Twin ☹️

1. It's your fault [Twin]



- ⌘ Head back home

@ Home:

- ⌘ Go the **Glowing stars** [Hallway]



Dialogue with Betty ☹️

1. Meet Betty Betty's Path



- ⌘ Leave the House, head to the Coffee Shop

@ Coffee Shop:

Dialogue with Betty ☹️

1. Run away with Betty Betty's Path



- ⌘ Follow the **Glowing stars** [Betty's Apartment]

- ⌘ Follow the **Glowing stars** [Train Station]

- ⌘ Head back Home

@ Home:

- ⌘ Go the **Glowing stars** [Hallway]

- ⌘ Go the **Glowing stars** [Bedroom]



Dialogue with Mary ☹️

1. Meet with Mary Mary's Path



- ⌘ Leave the House, follow the **Glowing stars** [Mary's Apartment]



Dialogue with Mary & the Bunny ☹️

1. **** Your Choice **** Mary's Path

My Girlfriend's Amnesia Walkthrough

Written by: Qleaf
<https://www.patreon.com/Qleaf>



- ⌘ Follow the **Glowing stars** [Police Station]
- ⌘ Head back Home



@ Home:

Dialogue with the GF ☹️
1. Tell her what happened
2. Ask for nothing
3. Take [GF]



- ⌘ Leave the House, head to the Train Station
- ⌘ Follow the **Glowing stars** [Park]
- ⌘ Go the **Glowing stars** [House]
- ⌘ Follow the **Glowing stars** [Police Station]
- ⌘ Return Home

@ Home:

- ⌘ Go the **Glowing stars** [Living Room]
- ⌘ Go the **Glowing stars** [Kitchen]

! Pro Tip: Save in Slot 18 now in order to be able to switch to the Neutral Ending for Day 8 later.

- ⌘ Go the **Glowing stars** [Living Room]



Dialogue with the GF & Twin ☹️ [PICK ONE PATH]
<u>Neutral Ending Path</u>
1. Slow down [GF]!
<u>Gentleman Ending Path</u> (Recommended)
1. Was it good?



- ⌘ Go the **Glowing stars** [Bedroom]



-- Day 8 Ending Scene --



End of DAY 8

Start of DAY 9

@ Home:

Dialogue with the Twin

1. No, I don't want it



- ⌘ Go the **Glowing stars** [Kitchen]
- ⌘ Leave the House, follow the **Glowing stars** [Grocery Store]

@ Grocery Store:

Dialogue with the Store Clerk

1. Get closer Store Clerk's Path



- ⌘ Head back Home.

@ Home:

Dialogue with the GF & Twin

1. No... It's ok.



- ⌘ Go the **Glowing stars** [Bedroom]

@ Detective's house:

Dialogue with the GF & Twin

1. You're right!
2. Choose [GF]



- ⌘ Head back Home

@ Home:

- ⌘ Go the **Glowing stars** [Living Room]
- ⌘ Go the **Glowing stars** [White Car] (Click on the Car)
- ⌘ Go the **Glowing stars** [Hypnotist's Clinic]
- ⌘ Follow the **Glowing stars** [Bus Stop] (Talk to the Girl)



Dialogue with the Girl [Angela]

1. Sleep with the girl Angela's Path



- ⌘ Head back Home



My Girlfriend's Amnesia Walkthrough

Written by: Qleaf
<https://www.patreon.com/Qleaf>

@ Home:

⌘ Go the **Glowing stars** [Living Room]

! **Pro Tip:** Save in Slot 19 now in order to be able to view Betty's Ending later.

⌘ Go the **Glowing stars** [Bedroom] ()



Dialogue after the phone call

1. Stay Home



⌘ Leave the House, head to the Police Station

⌘ Return Home.

@ Home:

⌘ Go the **Glowing stars** [Bath Room]

⌘ Go the **Glowing stars** [Living Room]

⌘ Go the **Glowing stars** [Bedroom]

⌘ Go the **Glowing stars** [Kitchen]



Dialogue after the phone call

1. Go to Mary

Mary's Path



⌘ Leave the House, head to Mary's Apartment **[Mary's Ending]**

⌘ Return Home.

@ Home:

⌘ Go the **Glowing stars** [Living Room]

⌘ Leave the House, head to the Diner

⌘ Return Home.

@ Home:

⌘ Go the **Glowing stars** [Living Room]

! **Pro Tip:** Save in Slot 20 now in order to be able to view different game endings.

THIS WILL BE THE LAST PART FOR THE GAME ENDINGS, CHOOSE YOUR PATH!

[Twin] Path

@ Home: **[Load Slot 20]**

⌘ Go the **Glowing stars** [Hallway]



Dialogue with the Twin ☹️

1. I feel the same way for you.
2. Yes
3. ** Your Choice **



The End

[GF] Path

@ Home: **[Load Slot 20]**

⌘ Go the **Glowing stars** [Hallway]



Dialogue with the Twin ☹️

1. You're right... Leave.



⌘ Go the **Glowing stars** [Living Room]



The End

Betty's Path

@ Home: **[Load Slot 19]**

⌘ Go the **Glowing stars** [Kitchen]



Dialogue after the phone call ☹️

2. Go to Betty Betty's Path



⌘ Leave the House, head to the Diner (Betty is waiting outside)



The End

Second Playthrough

Start of DAY 1

@ Hospital:

! Pro Tip: Hold the Left-Click (Mouse) OR "Z" (Keyboard) to speed up the dialogue till choices appear.

Dialogue with the Doctor ☹️

1. ** Choices doesn't matter **

@ Home:

! Pro Tip: Right-Click (Mouse) => Item => Item => Settings => Move Speed => Faster.

! Pro Tip: Right-Click (Mouse) => Item => Item => Settings => NTR Content => Turn NTR on.

👉 Go the **Glowing stars** [Bedroom]



Dialogue with the Detective ☹️

1. ** Choices doesn't matter **

👉 Go the **Glowing stars** [Kitchen]

👉 Go the **Glowing stars** [Front Door]



Dialogue with the Doctor & GF ☹️

1. I never thought of that...
2. I would never forget you...
3. Trust me, you'll love it!



👉 Go the **Glowing stars** [Kitchen]



Dialogue with the GF ☹️

1. That's what you tell me every day!
2. Yes, we did!
3. Maybe later, a little kiss...



👉 Go the **Glowing stars** [Bathroom]

👉 Go the **Glowing stars** [Bathroom Door]



Dialogue while spying on the GF ☹️

1. Slowly close the door
2. I was passing by...




My Girlfriend's Amnesia Walkthrough

Written by: Qleaf
<https://www.patreon.com/Qleaf>

🔪 Go the **Glowing stars** [Living Room]




Dialogue with the GF 

1. You always smell nice
3. Put your hand on her leg
4. I want you now!



🔪 Go the **Glowing stars** [Bedroom]



Dialogue with the GF 


1. Yes, pretty much!
2. Grab her breast



🔪 Go the **Glowing stars** [Bathroom Door]

🔪 Go the **Glowing stars** [Front Door]




Dialogue with the Twin 

1. I can try...
2. You're right...



🔪 Leave the House, head EAST and follow the **Glowing stars** to the [Library]

@ Library:

Dialogue with the girl (Mary) 

1. Go closer to the girl	Mary's Path
2. Are you hitting on me?	Mary's Path
3. Take her number *	Mary's Path

*** WARNING:** If you don't take Mary's number, you will end your relationship with her!




🔪 Leave the Library, head back Home.

@ Home:

🔪 Go the **Glowing stars** [Living Room]



Dialogue with the GF & Twin 

1. Make it yourself!



🔪 Go the **Glowing stars** [Kitchen]

My Girlfriend's Amnesia Walkthrough

Written by: Qleaf
<https://www.patreon.com/Qleaf>

⌘ Go the **Glowing stars** [Living Room]



Dialogue with the GF & Twin ☹️

1. Meet you earlier [Twin]
2. Wait to see what happens



⌘ Go the **Glowing stars** [Book Shelf]

⌘ Go the **Glowing stars** [Bedroom]

⌘ Go the **Glowing stars** [Kitchen]

⌘ Go the **Glowing stars** [Hallway]

⌘ Go the **Glowing stars** [Bathroom]

⌘ Go the **Glowing stars** [Bedroom]

⌘ Go the **Glowing stars** [Bathroom]

! **Pro Tip:** Save in Slot 11 now in order to be able to switch to the Neutral Ending for Day 1 later.

! **Pro Tip:** Choosing the Jerk Ending for both Day 1 and Day 2 will result in a Game Over.

⌘ TALK to the GF in the Bedroom



Dialogue with the GF ☹️ **[PICK ONE PATH]**

Neutral Ending Path (Recommended)

1. Yes, I do!
2. Don't think of it like that...
3. Say nothing...

-- Day 1 Neutral Ending Scene --

Jerk Ending Path

1. Yes, I do!
2. Well you kind of are...
3. Say nothing...
4. Take her slow *
5. Beg and ask for forgiveness *

* **WARNING:** The other options will give you a different scene but will end in a Game Over.

-- Day 1 Jerk Ending Scene --



⌘ Go the **Glowing stars** [Living Room]



Dialogue while the Twin is sleeping ☹️

⌘ Move closer and pleasure yourself

My Girlfriend's Amnesia Walkthrough

Written by: Qleaf
<https://www.patreon.com/Qleaf>



⌘ Go the **Glowing stars** [Bathroom]

⌘ Go the **Glowing stars** [Bedroom]



End of DAY 1

Start of DAY 2

@ Home:

- ⌘ Go the **Glowing stars** [Bedroom]
- ⌘ Go the **Glowing stars** [Living Room]
- ⌘ Go the **Glowing stars** [Bathroom]
- ⌘ Go the **Glowing stars** [Kitchen]



Dialogue with the Twin ☹️

1. ** Choices doesn't matter **



- ⌘ Go the Bathroom



Dialogue with the Twin ☹️

1. I masturbated to you and came all over
2. Leave



- ⌘ Go the Bedroom



Dialogue while the GF is sleeping ☹️

1. Continue touching her
2. I can prove it!
3. You are my girlfriend



- ⌘ Leave the House, go to the **Glowing stars** [Front yard]
- ⌘ Head back inside the House, talk to the GF in the Living Room



Dialogue with the GF ☹️

1. Give me a kiss!
2. Now!



- ⌘ Leave the House, go to the Front yard's door



Dialogue with the GF & Twin ☹️

1. Why not? You would like it!
2. That's not nice!
3. Punch him!
4. Kick him



My Girlfriend's Amnesia Walkthrough

Written by: Qleaf
<https://www.patreon.com/Qleaf>

⌘ Head EAST, follow the **Glowing stars** to the [Hospital]

@ Hospital:

⌘ Go the **Glowing stars** [Waiting Area]



Dialogue with the GF ☹️	
1. With your memory!	Mary's Path
2. Call Mary	



⌘ Leave the Hospital, follow the **Glowing stars** to the [Restaurant]

@ Restaurant:

Dialogue with Mary ☹️	
1. I did!	Mary's Path



⌘ Head back to the Hospital

@ Hospital:

⌘ Go the **Glowing stars** [Waiting Area]



Dialogue with the Twin ☹️	
1. Continue	



⌘ Leave the Hospital, head WEST and follow the **Glowing stars** to the Building [Clothes Store]

@ Clothes Store:

Dialogue with the GF & Twin ☹️	
1. Yes, move faster!	
2. Yes, sure!	
3. Stay and "help" me	
4. Release the pressure	
5. Come over here and help me out...	
6. Not like I had a choice	



⌘ Head back Home

⌘ Leave the House



Dialogue with the Detective ☹️	
1. ** Choices doesn't matter **	



My Girlfriend's Amnesia Walkthrough

Written by: Qleaf
<https://www.patreon.com/Qleaf>

🗨️ Head back inside the House.

@ Home:

🗨️ Talk to the GF in the Living Room



Dialogue with the GF & Twin ☹️

1. Slap her butt
2. Push her away *
3. She fell...

* Choosing "Touch her butt" will give you a different scene but at the cost of another scene in Day 3.



🗨️ Go the **Glowing stars** [Bathroom]

! **Pro Tip:** Save in Slot 12 now in order to be able to switch to the Neutral Ending for Day 2 later.

🗨️ Talk to the GF in the Bedroom



Dialogue with the GF ☹️ [PICK ONE PATH]

Neutral Ending Path

1. Whatever you decide...

-- Day 2 Neutral Ending Scene --

Jerk Ending Path (Recommended)

1. Let's have sex...
2. Release on her belly **OR** Release on her Face *

* **WARNING:** "Release inside her" will give you a different scene but will end in a Game Over.

-- Day 2 Jerk Ending Scene --



End of DAY 2

Start of DAY 3

@ Home:

Dialogue with the Twin ☹️

1. I do, go on...



- 🔗 Talk to the GF in the Kitchen



Dialogue while the GF & Twin ☹️

1. It was fine...



- 🔗 Go the **Glowing stars** [Kitchen]
- 🔗 Go the **Glowing stars** [Bathroom Door]



Dialogue while the GF & Twin shower ☹️

1. Go inside
2. I do, yes.
3. ** Your Choice **



- 🔗 Go the **Glowing stars** [Kitchen]



Dialogue with the GF & Twin ☹️

1. You look upset [Twin]



- 🔗 Leave the House, go the **Glowing stars** [Front yard]
- 🔗 Head back inside the House, go the **Glowing stars** [Bedroom]



Dialogue with the GF & Twin ☹️

1. [Twin]'s are bigger
2. Sounds good to me!



- 🔗 Go the **Glowing stars** [Bathroom] x3
- 🔗 Go the **Glowing stars** [Hallway]
- 🔗 Leave the House, head EAST and follow the **Glowing stars** to the Bench [Park]



@ Park:

Dialogue with the GF & Twin

1. Yes I do!
2. I have something in my pants



⌘ Follow the **Glowing stars** to the building [Park's Bathroom]



Dialogue with the GF

1. I will use the restroom too



⌘ Head back Home

@ Home:

- ⌘ Go the **Glowing stars** [Bathroom]
- ⌘ Go the **Glowing stars** [Living Room]



Dialogue with the GF & Twin

1. Call Mary*
Mary's Path
*** WARNING:** "Stay at home" will give you a different scene but at the cost of Mary's relationship!



⌘ Leave the House, head EAST and follow the **Glowing stars** to the Building [Coffee Shop]



@ Coffee Shop:

Dialogue with Mary

1. Do it
Mary's Path
2. Like it
Mary's Path



- ⌘ Head back to the House
- ⌘ Leave the House, head EAST and follow the **Glowing stars** to the White Car
- ⌘ Go the **Glowing stars** [Strip Club]



@ Strip Club:

Dialogue with the GF & Twin

1. [Twin]'s is nicer!
2. I'm straight!

My Girlfriend's Amnesia Walkthrough

Written by: [Qleaf](https://www.patreon.com/Qleaf)
<https://www.patreon.com/Qleaf>



⌘ Head back Home (Click on the White Car)

@ Home:

! Pro Tip: Save in Slot 13 now in order to be able to switch to the Neutral Ending for Day 3 later.

⌘ Go the **Glowing stars** [Bedroom]



Dialogue with the GF & Twin 🗨️ **[PICK ONE PATH]**

Neutral Ending Path

1. Maybe we were together

-- Day 3 Neutral Ending Scene --

Jerk Ending Path (Recommended)

1. I don't think so, no

-- Day 3 Jerk Ending Scene --



End of DAY 3

Start of DAY 4

@ Home:

Dialogue with the GF ☹️

1. Still what?



⌘ Go the **Glowing stars** [Living Room]



Dialogue with the Twin 😬

1. Slap her



⌘ Go the **Glowing stars** [Kitchen]

⌘ Go the **Glowing stars** [Front Door]



Dialogue while the Detective 😬

1. ** Choices doesn't matter **



⌘ Go the **Glowing stars** [Living Room]



Dialogue with the GF & Twin 😬

1. It doesn't suit you



⌘ Leave the House, head to the Hospital

@ Hospital:

⌘ Go the **Glowing stars** [Waiting area]



Dialogue with the Doctor & GF 😬

1. I'll wait here for you



⌘ Head back Home

@ Home:

⌘ Go the **Glowing stars** [Bathroom]

⌘ Leave the House, head to the Hospital

@ Hospital:

⌘ Go the **Glowing stars** [Waiting area]

⌘ Leave the Hospital, head WEST and follow the **Glowing stars** to the Building [Diner]



Dialogue with the GF ☹️

1. I wish I were that lucky 2. Keep the note *	Betty's Path
---	--------------

* **WARNING:** If you didn't Keep the note, you will end your relationship with Betty!



⌘ Head back Home

@ Home:

⌘ Go the **Glowing stars** [Kitchen]



Dialogue with the GF & Twin ☹️

1. To make love



⌘ Go the **Glowing stars** [Living Room]

⌘ Leave the House, head to the Diner. Once there, head EAST to the **Glowing stars** [Shack]



Dialogue with Mary ☹️

1. Go inside 2. Call Betty	Mary's Path Betty's Path
-------------------------------	-----------------------------



⌘ Head NORTH of the Diner towards the **Glowing stars**

⌘ Head back Home

@ Home:

! **Pro Tip:** Save in Slot 14 now in order to be able to switch to the Neutral Ending for Day 4 later.

⌘ Go the **Glowing stars** [Living Room]



Dialogue with the GF & Twin ☹️ **[PICK ONE PATH]**

Neutral Ending Path

1. You're not going to get fat
2. Fine... You can sleep together

Jerk Ending Path (Recommended)

1. Stop eating that much
2. No, that won't work for me

-- Day 4 Jerk Ending Scene --



My Girlfriend's Amnesia Walkthrough

Written by: Qleaf
<https://www.patreon.com/Qleaf>

Depending on which Path you chose:

Neutral Ending Path

⌘ Go the **Glowing stars** [Bedroom]



-- Day 4 Neutral Ending Scene --



⌘ Go the **Glowing stars** [Living Room]



End of DAY 4

Jerk Ending Path

⌘ Go the **Glowing stars** [Living Room]



End of DAY 4

Start of DAY 5

@ Home:

⌘ Talk to the GF in the Kitchen



Dialogue with the GF ☰	
1. Call Mary *	Mary's Path
* Choosing "Go to the gym" will give you a small scene in the GYM at the cost of Mary's Relationship.	



⌘ Go the **Glowing stars** [Living Room]

⌘ Go the **Glowing stars** [Front Door]



Dialogue with Mary ☰	
1. Release in her mouth *	Mary's path
* Warning: Choosing "Let her continue" 2 times will end up with a Game Over.	



⌘ Go the **Glowing stars** [Kitchen]



Dialogue with the GF & Twin ☰	
1. I want you!	
2. Go to [Twin]	



⌘ Talk to the GF in the Hallway

⌘ Leave the House, head EAST and follow the **Glowing stars** to the White Car (Click on the Car)

⌘ Go the **Glowing stars** [Hypnotist Clinic]

@ Hypnotist Clinic:

Dialogue with the GF & Clarissa ☰	
1. Have sex with Clarissa	Clarissa's Path



⌘ Click on the White Car and head back Home

@ Home:

⌘ Go the **Glowing stars** [Living Room]

⌘ Talk to the Twin in the Bedroom



Dialogue with the Twin ☹️

1. Go to see Betty Betty's Path



- ⌘ Leave the House, head WEST and follow the **Glowing stars** to the Building [Betty's Apartment]
- ⌘ Head back Home
- ⌘ Talk to the Twin at the Front Yard



Dialogue with the Twin ☹️

1. Stay with [Twin]



- ⌘ Go the **Glowing stars** [Garage]



Dialogue with the Twin ☹️

1. **** Your Choice ****



- ⌘ Head inside the House

@ Home:

- ⌘ Go the **Glowing stars** [Kitchen]
- ⌘ Go the **Glowing stars** [Living Room]
- ⌘ Leave the House, head to the Hospital

@ Hospital:

- ⌘ Go the **Glowing stars** [Waiting Area]
- ⌘ Go the **Glowing stars** [Chair]
- ⌘ Go the **Glowing stars** [Elevator]



Dialogue with Adrian ☹️

1. Stop *
- * You can choose "Hit him again" as much as you want, stop when satisfied.



- ⌘ Head back Home

@ Home:

- ⌘ Go the **Glowing stars** [Living Room]



Dialogue with the GF & Twin ☹️

1. You might be a slut
2. No, what about me?



My Girlfriend's Amnesia Walkthrough

Written by: Qleaf
<https://www.patreon.com/Qleaf>

! Pro Tip: Save in Slot 15 now in order to be able to switch to the Neutral Ending for Day 5 later.

🔗 Go the **Glowing stars** [Kitchen]



Dialogue with the Twin 😊 [PICK ONE PATH]
<u>Neutral Ending Path</u>
1. Go to bed
<u>Jerk Ending Path</u> (Recommended)
1. Kiss her



Depending on which Path you chose:

Neutral Ending Path

🔗 Go the **Glowing stars** [Bedroom]



-- Day 5 Neutral Ending Scene --



Dialogue while GF is sleeping 😊
1. Go to sleep (NTR)



End of DAY 5

Jerk Ending Path

🔗 Go the **Glowing stars** [Hallway]



-- Day 5 Jerk Ending Scene --



Dialogue while GF is sleeping 😊
1. Go to sleep (NTR)



End of DAY 5

Start of DAY 6

@ Home:

- ⌘ Go the **Glowing stars** [Front Door]
- ⌘ Go the **Glowing stars** [Living Room]
- ⌘ Leave the House, head EAST and follow the **Glowing stars** to the [Car]

@ Police Station:

Dialogue with Mary ☹️

1. Sure, where? Mary's Path



- ⌘ Follow the **Glowing stars** to the Park
- ⌘ Head back Home

@ Home:

- ⌘ Go the **Glowing stars** [Kitchen]



Dialogue with GF & Twin ☹️

1. Thank you!



- ⌘ Leave the House, go to the **Glowing stars** [Red Car]
- ⌘ Head East, go to the **Glowing stars** [White Car] (Click on the car)

@ Pool:

Dialogue with the GF & Twin ☹️

1. Can't wait to see it!
2. Swim with [Twin]
3. Yes
4. Wait outside (NTR)



- ⌘ Leave the House, head EAST and follow the **Glowing stars** to the Food Stand



Dialogue with Betty ☹️

1. Meet Betty Betty's Path



- ⌘ Go the **Glowing stars** next to the girl [Natalie] on the left side



Dialogue with the girl [Natalie]

1. I can help you! Natalie's Path



- ⌘ The Dog can be found near the Clothes Store next to the fire hydrant **Glowing stars**
- ⌘ Return to Natalie and talk to her



Dialogue with the girl [Natalie]

1. Go with Natalie (Fetish)* Natalie's Path

*** WARNING:** Diaper fetish ahead.



- ⌘ Head South and follow the **Glowing stars** to the Park (Meet Betty)
- ⌘ Head back Home (Front yard's Gate)
- ⌘ Go the **Glowing stars** (Left Side => Right Side => Behind the House)
- ⌘ Head inside the House

@ Home:

- ⌘ Go the **Glowing stars** [Hallway]



Dialogue with the GF & Twin

1. Give her the toy



- ⌘ Go the **Glowing stars** [Bedroom]
- ⌘ Leave the House, go the **Glowing stars** [Garage]
- ⌘ Head inside the House

@ Home:

- ⌘ Go the **Glowing stars** [Bathroom]
- ⌘ Go the **Glowing stars** [Living Room]
- ⌘ Go the **Glowing stars** [Bedroom]



@ Restaurant:

Dialogue with the GF & Twin

1. There might be a connection
2. I might take you up on that
3. Push the button*

*** Keep Choosing "Push the button" until the Scene ends.**



My Girlfriend's Amnesia Walkthrough

Written by: Qleaf
<https://www.patreon.com/Qleaf>

! Pro Tip: Save in Slot 16 now in order to be able to switch to the Neutral Ending for Day 6 later.

@ Home:

🗨️ Go the **Glowing stars** [Kitchen]



Dialogue with the GF & Twin 😊 [PICK ONE PATH]
<u>Neutral Ending Path</u>
1. Dance with [GF]
-- Day 6 Neutral Ending Scene --
<u>Jerk Ending Path (Recommended)</u>
1. Dance with [Twin]
-- Day 6 Jerk Ending Scene --



End of DAY 6

Start of DAY 7

@ Home:

Dialogue while GF is sleeping ☹️

1. ** Choices doesn't matter **



- ⌘ Talk to Twin in the Bathroom
- ⌘ Go the **Glowing stars** [Hallway]
- ⌘ Go the **Glowing stars** [Kitchen]
- ⌘ Go the **Glowing stars** [Living Room]
- ⌘ Go the **Glowing stars** [Front Door]



Dialogue with Police Woman [Kat] ☹️

1. Slip her the pills Kat's Path



- ⌘ Go the **Glowing stars** [Bedroom]
- ⌘ Go the **Glowing stars** [Kitchen]



Dialogue with the GF, Twin & Kat ☹️

1. That doesn't sound bad



- ⌘ Go the **Glowing stars** [Bathroom]



Dialogue with the Twin ☹️

1. Come in here!



- ⌘ Go the **Glowing stars** [Kitchen Door]
- ⌘ Leave the House, head EAST and follow the **Glowing stars** [Black Car]

! Pro Tip: Right-Click (Mouse) => Item => Item => Settings => Move Speed => Faster.



Dialogue with the Mysterious Woman ☹️

1. I do want you! Mysterious Woman's Path



- ⌘ Head back inside the House

@ Home:

- ⌘ Go the **Glowing stars** [Kitchen]



Dialogue with the GF, Twin & Kat ☹️

1. Leave them off



- ⌘ Leave the House, head EAST and follow the **Glowing stars** [Garage]
- ⌘ Go the **Glowing stars** [Living Room]



Dialogue with the GF & Twin ☹️

1. Play games



- ⌘ Go the **Glowing stars** [Kitchen]



Dialogue with the GF, Twin & Kat ☹️

1. Anything at all?
2. Yes it is better!
3. Meet Betty

Betty's Path



- ⌘ Leave the House, head to Betty's Apartment

! Pro Tip: Right-Click (Mouse) => Item => Item => Settings => Move Speed => Faster.

- ⌘ Head back Home

@ Home:

- ⌘ Go the **Glowing stars** [Bathroom]
- ⌘ Go the **Glowing stars** [Bedroom]



Dialogue with the GF & Twin ☹️

1. Soda with [Twin] (NTR)



- ⌘ Leave the House, follow the **Glowing stars** [Coffee Shop]
- ⌘ Head back Home

@ Home:

! Pro Tip: Save in Slot 17 now in order to be able to switch to the Neutral Ending for Day 7 later.

- ⌘ Go the **Glowing stars** [Living Room]



Dialogue with the GF & Twin ☹️ [PICK ONE PATH]

Neutral Ending Path

1. No
2. Dare : Dance with no music
3. No

Jerk Ending Path (Recommended)

1. Yes
2. Dare : Talk dirty to me!
3. Yes

-- Day 7 Jerk Ending Scene --



Depending on which Path you chose:

Neutral Ending Path

- 👉 Go the **Glowing stars** [Bedroom]



-- Day 7 Neutral Ending Scene --



Dialogue while GF is sleeping ☹️

1. Leave it on (NTR)



End of DAY 7

Jerk Ending Path

- 👉 Go the **Glowing stars** [Bedroom]



Dialogue while GF is sleeping ☹️

1. Leave it on (NTR)



End of DAY 7

Start of DAY 8

@ Home:

Dialogue while GF is sleeping

1. Do it



- ⌘ Go the **Glowing stars** [Kitchen]
- ⌘ Leave the House, head EAST and follow the **Glowing stars** [Grocery Store]



Dialogue while the couple are hiding

1. Stay and watch Couple's Path



- ⌘ Return Home.

@ Home:

- ⌘ Go the **Glowing stars** [Kitchen]
- ⌘ Leave the House, head EAST and follow the **Glowing stars** [White Car] (Click on the car)
- ⌘ Go the **Glowing stars** [Hypnotist Clinic]
- ⌘ Click on the White Car and head back Home

@ Home:

- ⌘ Go the **Glowing stars** [Bedroom]
- ⌘ Leave the House, clean the Front yard by clicking on (Rocks x2 , Scraps x2 , Papers x3)



Dialogue with Mary

1. Meet Mary Mary's Path



- ⌘ Head to the Library
- ⌘ Head back Home.

Home:

- ⌘ Go the **Glowing stars** [Hallway]



Dialogue with the GF & Twin

1. [Twin] is right



- ⌘ Leave the House, head EAST and follow the **Glowing stars** [White Car] (Click on the car)
- ⌘ Go the **Glowing stars** [Clarissa's House]



Dialogue with the GF & Twin

1. Makes me tingly too!



@ Clarissa's House:

- ⌘ Go the **Glowing stars** [Party Gathering]
- ⌘ Go the **Glowing stars** [Locker]
- ⌘ Go the **Glowing stars** [Party Gathering]



Dialogue with the GF & Twin

1. That works for me too!



- ⌘ Go the **Glowing stars** [Entrance]
- ⌘ Go the **Glowing stars** [Games Room]



Dialogue with the Twin

1. Have sex with [Twin]



- ⌘ Go the **Glowing stars** [Party Gathering]



Dialogue with the Twin

1. Stay with [Twin] (NTR)



- ⌘ Go the **Glowing stars** [Games Room]
- ⌘ Go the **Glowing stars** [Party Gathering]
- ⌘ Go the **Glowing stars** [Games Room]



Dialogue with the GF

1. Have sex with her
2. Convince [GF] *

* You can Choose to "Convince [Twin]" which gives you a different scene at the cost 2 Scenes later.



- ⌘ Go the **Glowing stars** [Hallway]



Dialogue with the GF ☹️

1. We owe her



- ⌘ Go the **Glowing stars** [Games Room]
- ⌘ Leave the House, go to the **Glowing stars** [White Car]



Dialogue with the GF & Twin 😬

1. It's your fault [GF]
2. Take her to the doctor's (NTR)



- ⌘ Head to the Hospital

@ Hospital:

- ⌘ Go the **Glowing stars** [Chair]
- ⌘ Head back home

@ Home:

- ⌘ Go the **Glowing stars** [Hallway]



Dialogue with Betty 😬

1. Meet Betty Betty's Path



- ⌘ Leave the House, head to the Coffee Shop

@ Coffee Shop:

Dialogue with Betty 😬

1. Run away with Betty Betty's Path



- ⌘ Follow the **Glowing stars** [Betty's Apartment]
- ⌘ Follow the **Glowing stars** [Train Station]
- ⌘ Head back Home

@ Home:

- ⌘ Go the **Glowing stars** [Hallway]
- ⌘ Go the **Glowing stars** [Bedroom]



Dialogue with Mary 😬

1. Meet with Mary Mary's Path

My Girlfriend's Amnesia Walkthrough

Written by: Qleaf
<https://www.patreon.com/Qleaf>

↓
⌘ Leave the House, follow the **Glowing stars** [Mary's Apartment]

↓
Dialogue with Mary & the Bunny ☹️

1. ** Your Choice **	Mary's Path
----------------------	-------------

↓
⌘ Follow the **Glowing stars** [Police Station]
⌘ Head back Home

↓
@ Home:

Dialogue with the GF ☹️

1. I have to go for a while
2. Ask for something
3. Go alone (NTR)

↓
⌘ Leave the House, head to the Train Station
⌘ Follow the **Glowing stars** [Park]
⌘ Go the **Glowing stars** [House]

↓
Dialogue with the Girl (Annie) & Pete ☹️

1. Punch him	Annie's Path
2. Go to Annie	Annie's Path

↓
⌘ Follow the **Glowing stars** [Police Station]

↓
Dialogue with the Twin ☹️

1. I did it for you

↓
⌘ Return Home

↓
@ Home:

⌘ Go the **Glowing stars** [Living Room]
⌘ Go the **Glowing stars** [Kitchen]

! Pro Tip: Save in Slot 18 now in order to be able to switch to the Neutral Ending for Day 8 later.

⌘ Go the **Glowing stars** [Living Room]

↓

Dialogue with the GF & Twin ☹️ [PICK ONE PATH]

Neutral Ending Path

1. Was it good?

Jerk Ending Path (Recommended)

1. Slow down [GF]!



Depending on which Path you chose:

Neutral Ending Path

1. Go the **Glowing stars** [Bedroom]



-- Day 8 Neutral Ending Scene --



End of DAY 8

Jerk Ending Path

1. Go the **Glowing stars** [Bedroom]



Dialogue with the GF & Twin ☹️

1. ** Your Choice **

-- Day 8 Jerk Ending Scene --



End of DAY 8

Start of DAY 9

@ Home:

Dialogue with the Twin ☹️

1. I do want it



- ⌘ Go the **Glowing stars** [Bedroom]
- ⌘ Go the **Glowing stars** [Kitchen]
- ⌘ Leave the House, follow the **Glowing stars** [Grocery Store]

@ Grocery Store:

Dialogue with the Store Clerk ☹️

1. Get closer Store Clerk's Path



- ⌘ Head back Home.



@ Home:

Dialogue with the GF & Twin ☹️

1. Yes I'm mad!



- ⌘ Go the **Glowing stars** [Bedroom]



@ Detective's house:

Dialogue with the GF & Twin ☹️

1. She started it!
2. Choose [Twin]



- ⌘ Head back Home

@ Home:

- ⌘ Go the **Glowing stars** [Living Room]
- ⌘ Go the **Glowing stars** [White Car] (Click on the Car)
- ⌘ Go the **Glowing stars** [Hypnotist's Clinic]
- ⌘ Follow the **Glowing stars** [Bus Stop] (Talk to the Girl)



Dialogue with the Girl [Angela] ☹️

1. Sleep with the girl Angela's Path

My Girlfriend's Amnesia Walkthrough

Written by: Qleaf
<https://www.patreon.com/Qleaf>



⌘ Head back Home

@ Home:

⌘ Go the **Glowing stars** [Living Room]

! Pro Tip: Save in Slot 19 now in order to be able to view Betty's Ending later as it will end the game.

⌘ Go the **Glowing stars** [Kitchen]



Dialogue after the phone call

1. Stay Home



⌘ Leave the House, head to the Police Station

⌘ Return Home.

@ Home:

⌘ Go the **Glowing stars** [Bath Room]

⌘ Go the **Glowing stars** [Living Room]

⌘ Go the **Glowing stars** [Bedroom]

⌘ Go the **Glowing stars** [Kitchen]



Dialogue after the phone call

1. Go to Mary

Mary's Path



⌘ Leave the House, head to Mary's Apartment **[Mary's Ending]**

⌘ Return Home.

@ Home:

⌘ Go the **Glowing stars** [Kitchen]

⌘ Leave the House, follow the **Glowing stars** [White Car] (Click on the Car)

⌘ Go the **Glowing stars** [Strip Club]

⌘ Click on the White Car

⌘ Return Home.

@ Home:

⌘ Go the **Glowing stars** [Living Room]

! Pro Tip: Save in Slot 20 now in order to be able to view different game endings.

THIS WILL BE THE LAST PART FOR THE GAME ENDINGS, CHOOSE YOUR PATH!

[Twin] Path

@ Home: **[Load Slot 20]**

⌘ Go the **Glowing stars** [Hallway]



Dialogue with the Twin ☹️
1. I feel the same way for you.
2. Yes
3. ** Your Choice **



The End

Jerk (NTR) Path

@ Home: **[Load Slot 20]**

⌘ Go the **Glowing stars** [Hallway]



Dialogue with the Twin ☹️
1. You're right... Leave.



⌘ Go the **Glowing stars** [Living Room]



The End

Betty's Path

@ Home: **[Load Slot 19]**

⌘ Go the **Glowing stars** [Kitchen]



Dialogue after the phone call ☹️
1. Go to Betty
Betty's Path



⌘ Leave the House, head to the Diner (Betty is waiting outside)



The End