

Lust Epidemic (v34122)

step-by-step walkthrough

by Buddie the Security Guard (aka Trapezio)

[note: v37011 update walkthrough starts at page 22]

Difficulty mode: **HARD** (remember: you can switch from *hard* mode to *normal*, but you can't switch back from *normal* mode to *hard*)

- watch the intro. *Carefully* read the dialogues.
- right-click your mouse and *carefully* read the instructions.
- you'd better **SAVE**, now.

Let's start. First floor, in the library:



Read the paper on the table next to Val (it's a hint).

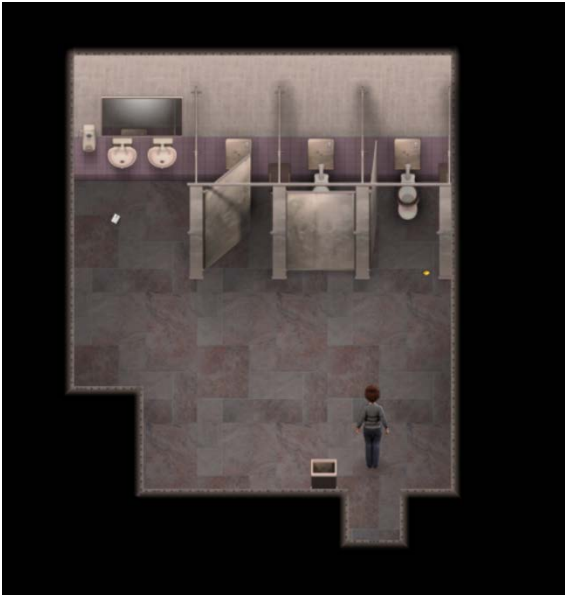
Pick up the **coin** in the bottom left corner.

Talk to Simon. Choose: "Berate Simon".

Go North. Read the **newspaper** on the table.

Go East, now. Enter the men's toilet. In the toilet: touch the sparkle on the west wall. Choose: "look in the wall". Watch the scene [AMANDA's 1st gallery scene].

Get out of the men's toilet. Enter women's toilet:



Pick up the **coin** in the upper right corner.

Pick up the **Security Access card** in the upper left corner.

NOTE: everytime you get a **Security access card** you can right-click and open the map: you can see the green door that you just unlocked this way.

Get out of the women's toilet. Go west. Enter the Northeast door (green light over it):



Take the **bottle of water** in the upper right corner. Read the **writing** on the blackboard (it's a very important hint!). Get out of the room.

Go South (back to the library). In the library: talk to Val (twice). Give her the bottle of water.

Go South (out of the library). Go West (you should be in the chapel foyer, now).

Go West (to the West Tower).

You meet the beautiful Kat. Choose: "Lie". Kat will ask you for a book:



Touch the sparkle on the vase (north wall): you will get a **desk key**.

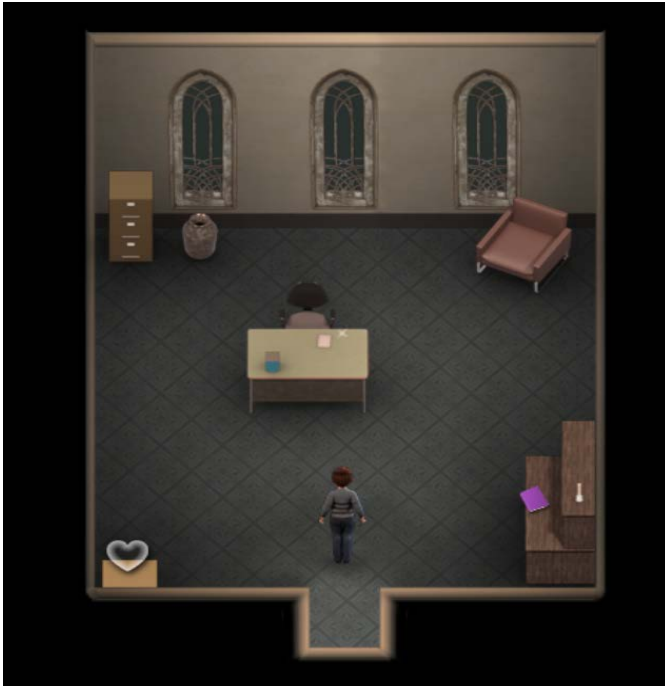
Go back to the library (E, E, N).

In the library go North and enter the Northeast door (no light over it):




Open the drawer with the **desk key** (touch the sparkle in the upper left corner and use the **desk key**): you get a new **Security Access card**.

The new **Security card** just unlocked another room: get out of the room, and enter the Northwest door (green light over it):



Take the **book** (on the right). Take the **heart container** (on the left).
Touch the sparkle: you'll find out that you can't unlock the drawer, by now.

The **hint system** will tell you that you should talk to Katherine: **DON'T DO IT**.
Get out of the room and go East. Go East:



Talk to Mendel.

Talk to Amber. Choose: "backhanded compliment". You just added a **red heart** to Amber.

You can go to Katherine, now. Get out and go back to Katherine in the West tower:



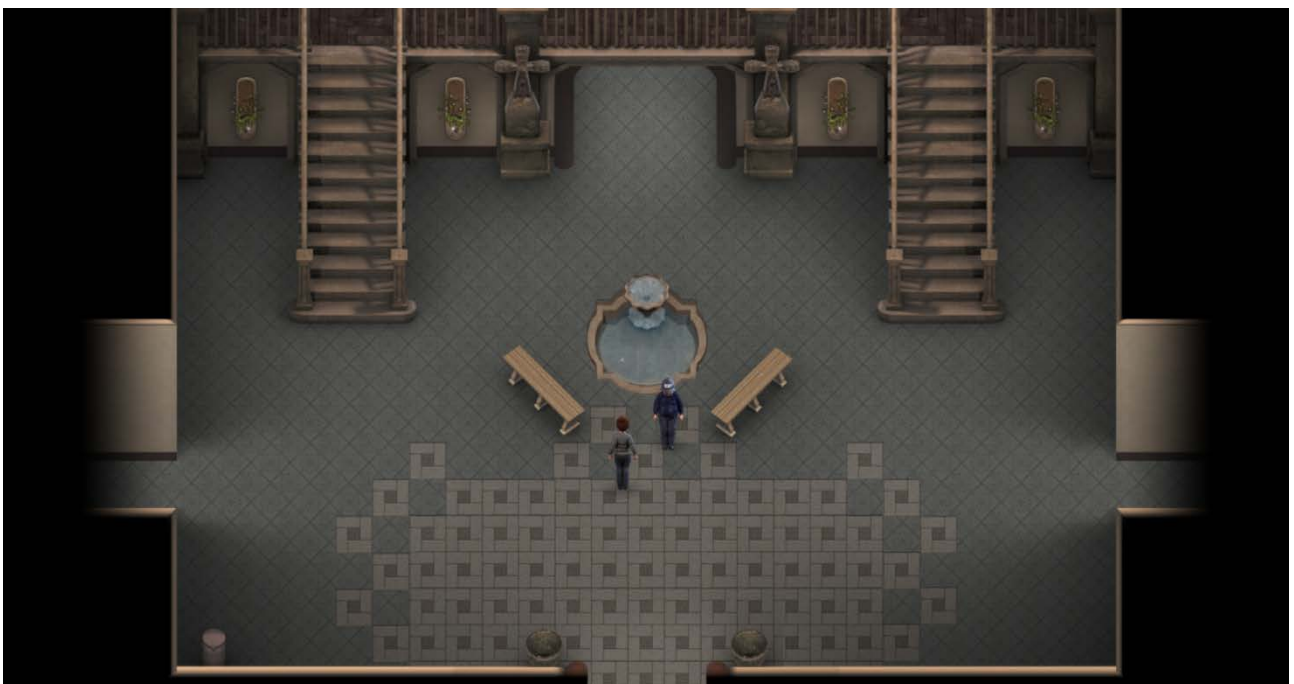
Firstly, before talking to her, choose "Heart Up" and use a **Heart Container** on her. She will have 2 empty heart slots, now. Talk to her and give her the **book**. Kat will leave and go upstairs: you just added a **red heart** to Kat.

Buddie (the security guard) will come and throw you out of the west tower.

Go to the library and talk to the ladies: Amanda will tell you to investigate.

Go to Andy the creepy dweeb: from library, go north, then east. Talk to Andy.

It's time to see the security guard. Go south and talk to him:

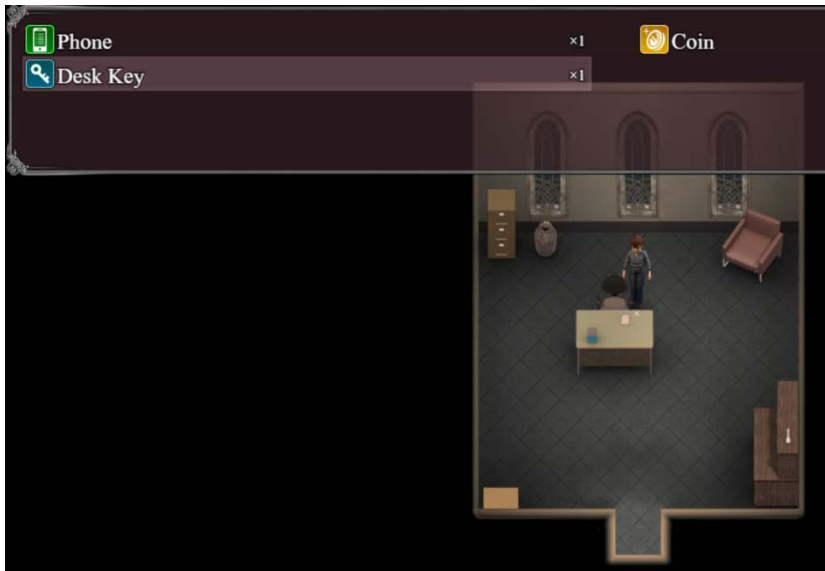


There's a sparkle in the fountain: reach for it.

Buddie will react: go west and talk to Simon.

Go back to Buddie, hit the sparkle and watch the scene: you grabbed a **desk key**.

Go north, go west and enter the Northwest door: you can unlock the desk now:



Hit the sparkle and open the drawer with the **desk key**: you get a **digital camera**.

You can investigate, now: get out of the room, go east, go east, talk to Mendel, go south.


Read the newspaper on the floor near the trashcan, then follow the arrow (go east): watch the scene.

Go back to the library. Talk to Amanda: you add a **red heart** to her.

Go north and east to the men's toilet. Amber just entered the women's toilet.

Enter men's toilet. In the toilet: touch the sparkle on the west wall. Watch the scene [AMBER's 1st gallery scene].

Go back to Mendel and watch the scene with Amber:




Go back to Buddie (at the fountain in front of the entrance) and talk to him: choose “get mad at Buddie”.

Go back to where the toilets are and watch the scene.

Go east (twice). Mendel left: you can grab the sparkle in the upper left corner (next to the chair). Yeah, you grabbed a **chest key**!

Back to the fountain: Mendel is talking to Buddie. Buddie leaves.

You can go to the East Tower, now. Go east (twice). Get the **heart container** and the **security access card**:



Do you remember the **paper** you read in the library? Go upstairs:



Get the **Kamasutra book**: you can now start collecting the pages (*carefully* read the instructions).

Go down, and down the stairs to the basement:



Open the **chest** using the **chest key**: you get the **wire cutters**.

Check the **electric box**: cut the wires using the **wire cutters**.

Check the empty box in the bottom left corner: you'll read a list (another hint).

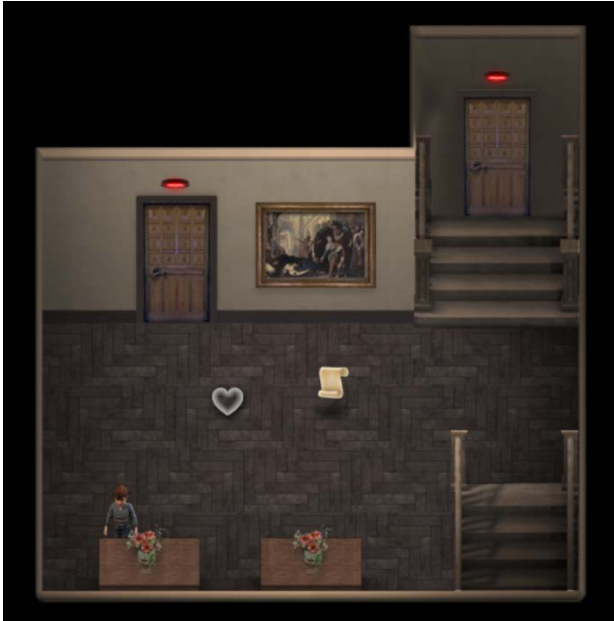
Go upstairs, then back to the entrance where Mendel is. Buddie will come back: watch the scene. Go back to the toilets and talk to Andy.

Go to the West Tower. Go upstairs:



Check the **SOUTH WALL CABINET**. You should unlock 2 **switches** (pay attention: you unlock them when you hear a "click"):

Go back to the east tower. Go upstairs: check the **south wall cabinets**: they have got 1 switch each. Unlock them:




You found a **heart container** and a **Kamasutra page** [11th Amber's page]! Grab them.

It's time to grab the **Kamasutra page** you saw behind the counter in the library:



Touch the wall where Brad is now *in the picture*. Choose "yes": you grabbed it [1st Katherine's page].

Go back to the west tower, downstairs to the kitchen:



Read the newspaper on the table (south wall). Pick up the coin in the bottom right corner. Look at the arrow and open the **fridge**. Take **yogurth**. Take **strawberry jam**. Don't add anything anymore ("Nah, those will fuck up the flavor"). Jerk off in the yogurth ("Do it!").

Go back to the library, talk to Val and give her the **yogurth**. Now you can go to Amber: go to the entrance, then east. Talk to Amber and give her the **yogurth**. Watch the scene [AMBER's 2nd gallery scene]: you added a **red heart** to her.

Now you can go to your sexy nun: go to the west tower, go upstairs and knock on her door (where the arrow is). Watch the scene, then go down to the kitchen.

Wander around the kitchen for a while: Katherine will join you. Talk to her (choose: "offer your snack") [dunno the difference].

Go back to the entrance. Watch the scene. Grab the yellow raincoat Buddie left. Choose "yes, go outside": you go outside.

Grab the sparkle on the floor outside the entrance on the left (next to the bush): you find the **car keys**.

Go right and check the **wires**. Then go north and pick up the **coin**. Go north, then left (behind the building) until you find out another **heart container**. Pick it up.

Go back to the front. Go to the parking lot: the second car from right is Andy's car: open it using the **car keys** and find a **serum flask**. Leave the car: grab the **Kamasutra page** in the sotheastern corner [1st Amber's page].

Get back in the building. Go to the east tower and talk to Amber. Then north to Andy. Talk to him.

Get back to the library. Watch the scene.

Go back to the kitchen. Open the fridge. Watch the scene [VAL's 1st gallery scene]. You just added a **red heart** to Val.

Go to the toilets. Grab the **raincoat**. Enter the women's toilet. Watch the scene [AMBER's 3rd gallery scene].

Watch the scene. Go out and follow Andy. Talk to him. Watch the scene.

Go back to Val (down to the kitchen). Talk to her: heart her up and add a **heart container**. Then talk to her. Watch the scene.

Enter the door (green light over it). Watch the scene: you will get a **key fob**.

Enter the bathroom (first door on the left): get the **Kamasutra page** [2nd Amber's], get the **heart container**, read the **newspaper** and collect the sparkle (you find a **chest key**).

Get out and pick the **coin** in the far east corner. Go back to the kitchen and upstairs: watch the scene.

Follow them east. Follow Buddie to the east tower and down into the basement. Watch him entering a door.

Go outside. Open Amber's Mercedes using the **key fob**. Back in the building. Give the **luggage** to Amber (in the kitchen).

Go to the east foyer (the room before entering the east tower). Enter the Northeast door (where the **newspaper** on the floor is): it's your bedroom. Pick up the **coin**, take the **Kamasutra page** [4th Amber's], take the **heart container**, read the **paper** on the chair. Open the **chest** using the **chest key**: you find a **bottle of red wine**.

Go to the kitchen. Talk to Val and give her the **bottle of wine**. Watch the scene and **choose Amber**. [can't guess the difference]

Go to the entrance and talk to Andy.

Go down to the kitchen, enter the door and check the bathroom door: watch the scene [Amanda's 2nd gallery scene].

Another scene follows in Amber's bedroom [Amber's 4th gallery scene]. You add a **red heart** to Amber. Take the **Kamasutra page** in Amber's room [3rd Amber's].

You can buy Amber's **goth outfit** in the phone's **Bonus Area**, now: purchase it and pay 4 **coins**.

Get out of Amber's bedroom. Pick up her **security access card**. Go to the kitchen, scene follows. You can go to Andy, now.

Go to the entrance. Talk to Andy. Show him the **SD card**. Andy will give you a **serum flask**.

Go to Amber in the library. Talk to her. **Heart up** and add a **heart container** to her. Choose **play**, now: have fun in her bedroom.

When you get out of her room you'll find yourself back in the library. You can check the entrance, now. Go there and watch the scene.

Go upstairs. Watch the scene. Pick up the **coin** in the NE corner and the **Kamasutra page** [5th Amber's]. Take the **flashlight** on the right couch (near the right stairs): another scene follows.

Go to the library and talk to Amanda. Go to the kitchen and grab the **glasses** in the bottom left corner.

Go back to the library. Talk to Amanda. Give her the **spiked wine**. Watch the scene [Amanda's 3rd gallery scene]: you add a **red heart** to Amanda.

Check out the upper left corner of the library (next to the table): Amanda dropped her **Security access card** – pick it up.

Go down the kitchen, go north and enter Amanda and Val's bedroom (the first door on the right: you see a green light over it). Grab the **coin** in the bottom left corner and the **Kamasutra page** in the upper corner [6th Amber's]. Check the **alarm clock** on the cupboard (north wall): you take a **battery for your flashlight**. You can use the **flashlight** and enter the dark rooms, now.

Now, get out and go to the bathroom (first door from the left). Talk to Amanda: **heart up** and add a **heart container** to her.

Go to the kitchen: you'll talk to Buddie. Follow him to the chapel foyer: watch the scene. Enter the chapel: you'll get a **serum flask**. Grab the **Kamasutra page** on the left [7th Amber's]. Go north and pick up the **heart container** behind the altar.

Go back and... surprise!



You just found out Father Parker (*check where Brad is **in the picture***). He's dead!

Leave the chapel, go and meet the creepy dweeb (Andy). Go to the kitchen, go north and enter the bathroom. Get the **mouthwash** on the washbasin and use the **serum**. Get out and enter Amber's room. Watch the scene [Amber's 5th gallery scene]: you add a **red heart** to Amber.

Talk to Amber: **heart up** and add a **heart container** to her. You can **play** three more scenes if you want, too.

Leave Amber's room and enter Amanda and Val's bedroom. Check Amanda. Check Val. Choose: "hell yeah I should look at her pussy" (of course) and "whisper something sexy in her ear". You just added a **red heart** to Val. Grab her **panties** on the floor near her bed.

Go to the chapel foyer and meet Katherine. Talk to her.

Do what Val just told you: go to bed. Go to the east foyer. Before going into your room (door on the left), enter the door on the right, now (remember: you can see now because of the **flashlight**). Grab the items on the floor: pick up the **coin**, the **Kamasutra page** [8th Amber's] and the **Security access card** (right-click and open the map: you can see the green door that you just unlocked).

Get out and enter your room. Check the computer: use the **sd card** and enjoy the pictures. Hit the couch and go to sleep ("yes"). Watch the scene [Val's 2nd gallery scene].

Get out of your room: Mendel needs your help. Go to the entrance, then upstairs. Watch the scenes (pay close attention). You're on the second floor now:



Go east. You should see Mendel. Pick up the **coin** (upper left corner), grab the **Kamasutra page** [Amanda's 2nd]. Pick up the sparkle in the bottom right corner: you find a **desk key**!

Go west. Go up the stairs. Pick up a **serum flask** in the upper left corner. Take the **Kamasutra page** in the upper right corner [Amber's 10th].

Down the stairs, into the entrance. Go North (you'll see Simon sleeping). Go east: you'll find Andy. Talk to him (it's an important hint). Enter the door on the right (green light over it). Grab the **coin** on the right. Take the **heart container**. Open the **desk** using the **desk key** and find a **Security Access Card**.

Get out and enter the door next to Andy (green light over it):



Grab the **coin** under the first desk on the bottom left. Take the **heart container** and the **Kamasutra page** [Amanda's 4th]. Take the **perfume bottle** on the upper right corner. Right-click and use the **perfume bottle**. Use the **serum**, now. That's it: you obtained a **serum spray**!

Go to the chapel foyer and talk to Katherine. Go to the entrance. Go outside and check the **electric power box**.

Enter the building, go east, east and down the stairs into the basement. Grab the **Kamasutra page** [Amanda's 3rd]. Read the **paper** on the floor: "passcode: 385". Remember it.

Check the electric box and reconnect the wires you previously cut. Go back outside and check the **electric power box** again. Watch the scene. Don't enter the building now. Go North (where the dude went): there's a **Kamasutra page** near the gate [Amber's 12th]. Grab it.

Enter the building. Go and meet Katherine. Enter her room (green light over it): you have a conversation with her (you just added a **red heart** to her).

Pick up the **Kamasutra page** [Amanda's 1st]. Hit the sparkle on the cupboard on the right: you get a **storage key**.

Talk to Katherine: **heart up** and use a **heart container** on her. Talk to her (again): use the **serum spray**. Watch the scene [Katherine's 2nd gallery scene].

Get out of Kat's room. Come back to Kat and talk to her.

Now, go back to the entrance, go upstairs. Go west. You'll find a cabinet on the north wall: hit the sparkle and use the **storage key**. You find a **serum flask**. A dialogue with Andy will follow.

Take the **Kamasutra page** [Amber's 9th]. Take the **heart container**.

Go to the east tower basement. Andy will join you. Hit the door. A dialogue will follow and Simon will come down. Simon and Andy will leave.

Follow Andy: he's going outside. Go to the entrance. Go west to the library foyer and talk to Amber. Go east and enter your bedroom. Talk to Amber: you add a **red heart** to her. A new scene will follow [Amber's 6th gallery scene].

Amanda will come in. Watch the scene. Now right-click and enter the phone's **Bonus area**: purchase Amber's **Pearly outfit** (you will pay 4 coins). By the way, you can **play** new scenes with Amber, now.

Get out. Right-click and use the **perfume bottle**. Use the **serum** now. Go south to Amanda: talk to her and use the **serum spray**. Watch the scene [Amanda's 4th gallery scene]. You add a **red heart** to her; you can **play** new scenes with her, too.

Right-click and enter the phone's **Bonus area**: purchase Amanda's **Office slut outfit** (you will pay 4 coins).

Go to the entrance: Mendel will go out. Talk to Amanda: **heart up** and use a **heart container** on her. Go down the west basement, enter the kitchen, north and into the bathroom. Talk to Amber: **heart up** and use a **heart container** on her.

Go outside. Go to the bridge and talk to Mendel. Follow Mendel and go into the building. Watch the scene.

Find Katherine in the upper west tower and have a conversation with her and Mendel. Go down in the kitchen and watch the scene. Pick up the **serum flask** Andy left on the floor.

Talk to Amanda. Go and enter the chapel. Go where you found Father Parker's corpse. Touch it and get his **Security Access Card**.

Go to west tower, upstairs and enter the left door (green light over it).

Take the **coin** on the desk. Take the **Kamasutra page** [Amanda's 5th]. Take the **heart container**.

Read the **note** on the desk: "Secret is G left" (now you should understand what the note on the table in the library meant).

Check the **paper** on the bottom right corner floor: you find a **map of Seminary Yard** (notice where the X on the map are).

Go to the library: time to see what the **note** meant:



Check the bookshelf where Brad is (in the picture). You'll find a **Kamasutra page**: get it [Amanda's 6th].

Go outside the building. There's a **shovel** in the left corner of the parking lot: pick it up. Dig three times (exactly) where the **X** in the **Yard map** are: you'll find a **Mysterious paper** and a **skeleton key** in the upper left corner; a **coin** behind the building; a **Kamasutra page** [Amanda's 7th] in front of the building on the right. Get them. Talk to the detective right of the building.

Enter the building and go to Amanda (she's in the kitchen). Talk to her. Follow her to Father Parker's office. Amanda will find a **secret safe**.

Now you know what you have to do: talk to Amanda and use the **serum spray**. Watch the scene [Amanda's 5th gallery scene]. You add a **red heart** to her; you can **play** new scenes with her, too.

Now unlock the **secret safe**: you already know the passcode (**385**). Yes, you get a **Kamasutra page** [Amanda's 8th].

Get out and go downstairs. You have a conversation with Val. Go upstairs and check Katherine's door (Val will come out). Enter the room and talk to Kat.

Go to the library foyer. Talk to Amanda: **heart up** and use a **heart container** on her. Go where the toilets are and get Simon's **blanket** (where he was sleeping).


Wander around and talk to everyone. Go to the kitchen and check the sparkle in the bottom right corner: watch the scene [Val's 3rd].

Go outside and meet Mendel and the detective. Enter the building. Go to the kitchen. Talk to Val and get the blanket. Talk to Katherine: follow her and go outside.

Talk to Katherine. Enjoy the scene.

Enter the building. Talk to the guys, then follow Simon upstairs. Go east and talk to him. Go back downstairs. Watch the scene. Go downstairs once again and watch a new scene.

Go upstairs. Talk to Mendel. Go to the Security room (where Buddie was held) and enter. Check out:



Check the bin in the bottom left corner: you find a **blank security card**. Get the **security access card** on the north wall floor. Get the **Kamasutra page** [Amber's 13th]. Read the **paper** south of the kamasutra page ("Reminder: an electrical surge can happen if too many radiators are turned on").

Check the 2 red **switches** on the left and right walls (you hear a "click"). Right-click and see the doors you unlocked.

Check the sparkle on the middle desk: you find a **locker key**.

Get out and go south: read the newspaper; take the **Kamasutra page** [Katherine's 3rd]; pick up the **serum flask** (bottom right corner) and the **coin** (upper left corner).

Go west. Go west. Go south: read the **paper** on the right (very important hint); take the **Kamasutra page** [Katherine's 4th]; pick up the **coin** (left corner).

It's time to turn on the radiators: go north. First radiator is in the right upper corner: turn it on. Go east. Go downstairs.

Go west. Remember the paper you just read: check the first painting on the left. Use **wire cutters**. Take the **Kamasutra page** [Amber's 15th].

Go to the east foyer: you see Simon and Andy. Go north. Enter the left room and turn the second radiator on. Get out, enter the right room and turn the third radiator on.

Go downstairs, talk to Val. Give her the **serum spray** but fail. Go north, enter Val and Amanda's bedroom: turn the fourth radiator on (bottom right corner). Go out. Turn the fifth radiator on (bottom right corner).

Go to the men's toilet: get the **heart container** and the **Kamasutra page** [Amber's 16th].

Go to the entrance. Talk to Amanda: **heart up** and use a **heart container** on her. Talk to her again.

Go to Katherine's room. Talk to her: **heart up** and use a **heart container** on her. Talk to her again and use the **serum spray**. Watch the scene [Katherine's 2nd gallery scene]. You add a **red heart** to her; you can **play** new scenes with her, too.

Now right-click and enter the phone's **Bonus area**: purchase Katherine's **Sexy nun outfit** (you will pay 4 coins).

Go to Amanda (she's at the entrance). Talk to her. Go to the library and talk to Amber.

Go to the kitchen. Check the fridge: choose "butter in the sauce", "add heavy cream and cheese" and "flat long noodles".

Talk to Val. You now have the **fettuccine Alfredo**. Come back to the library. Talk to Amber. Give her the **fettuccine Alfredo**. Watch the scene [Amber's 7th gallery scene]. You add a **red heart** to her; you can **play** new scenes with her, too.

Go where the toilets are. Talk to Amanda. As you can see, Simon isn't blocking you anymore: you can go to the east tower, now. Check the **lockers**: you can see a sparkle; hit it and use the **locker key**. Take the **Kamasutra page** [Katherine's 2nd].

Go upstairs and talk to Andy. Choose “trade your map for a Kamasutra page” (it looks like that the dweeb doesn’t need sex lessons, Jeez...). Take the **Kamasutra page** [Amber’s 14th].

You have “completed” Amber, now: 6 red hearts, 16 pages and 2 outfits.

Go downstairs into the basement: you can see that the door has a green light over it. Enter the door:



Get near the doors and *carefully* read the dialogues (well, you should have already guess almost everything, by now; by the way, I can’t wait to bless Violet, you know). Touch the doors and you will find out that you need **Security chips**.

Pick up the **security access card** on the floor, the **coin** in the upper right corner and the **Kamasutra page** in the bottom right corner [Amanda’s 9th].

Go back to Father Parker’s office in the west tower. The north door is now open (you see the green light over it). Enter the door:



Read the **paper** on the bed (a hint). Take the **coin** in the bottom right corner. Check the sparkle on the upper left **cabinet**: you just found another **skeleton key**. You have 2 **skeleton keys**, now. Turn on the 6th **radiator** on the upper left: you turn off the laser. Grab the **Security chip** and the **Kamasutra page** [Amanda's 12th].

Get out. Go downstairs and open the **chest** next to Katherine's door: use a **skeleton key**. Grab the second **Security chip**.

Go downstairs and go to the library foyer. Meet Amanda and Val. Talk to Amanda.

Go to the men's toilet and open the **chest** using a **skeleton key**. Take the **Kamasutra page** [Amanda's 11th].

Get out and talk to Simon.

Go the men's toilet and look into the (usual) hole in the left wall. Watch the scene [Val's 4th gallery scene]. Watch another scene [Amanda's 6th gallery scene]. You add a **red heart** to Amanda; you can **play** new scenes with her, too.

Go to the entrance: you'll see Val going upstairs. Follow her upstairs. Go west. Watch the scene. Go downstairs. Go north and watch the scene. You can collect the items, now.

Go upstairs, go west and take the **coin** and the **Kamasutra page** [Amanda's 10th].
Go to east tower: talk to Andy. Go to the west tower and talk to Katherine. Go downstairs in the kitchen. Follow Val to her bedroom. Talk to Val.

Go to the entrance and upstairs. Talk to Mendel. Go to east tower and talk to Andy and Simon. Go to your bedroom and check the computer: use the **blank security card**. Enter 9460.

Go back to Val's bedroom. Talk to her: use the **closet security card**.
In the closet: pick up the **coin**, take the **heart container**, take the **Kamasutra page** [Val's 1st].
Now right-click and enter the phone's **Bonus area**: purchase Amanda's **Mistress Maid outfit** (you will pay 4 coins).

Talk to Val. Watch the scene [Val's 5th gallery scene]. Watch another scene [Amanda's 7th gallery scene].

Talk to Val: **heart up** and use a **heart container** on her.

Go to the library foyer and talk to Amanda. Go upstairs and talk to Mendel. Watch the scene. Follow Mendel downstairs. Go east: you will be forced to come back to the entrance. Go north, then east. Go south: you'll see Mendel entering the east tower. Follow him. You will go back. Go north: you'll see Mendel going away. You can go east, now.
Go upstairs. Check the **painting**: use the **shovel**. Pick up the **ESU file**.

Go back to Amanda. Talk to her: give her the **ESU file**.

Go to Amber's room (yahoo!). Watch the scene [Amber's 8th gallery scene].
Get out. Talk to Amanda in the kitchen and to Amber and Kat upstairs.

You can go to the east tower basement and put the **security chips** into the **door slots**, if you want. [SAVE now]

That's the end of it, folks! See you at the next update!

v37011 update

step-by-step walkthrough

by Buddie the Security Guard (aka Trapezio)

So, you played the *v34122 update*, you followed my *v34122 walkthrough* step-by-step and *saved* after you went down the east basement and put the 2 **security chips** into Violet's **door slots** (unnecessary at the moment, anyway).

Let's resume your situation. Check your phone (right-click): you should have **0 coins** and **1 heart container**. Items in your inventory: cheap digital camera, wire cutters, raincoat, SD card, flashlight, shovel, mysterious paper.

Girls' stats should be: Amber 6 red hearts (complete); Amanda 5 red hearts, 1 empty heart container; Katherine 3 red hearts, 1 empty heart container; Valerie 2 red hearts, 1 empty heart container. Kamasutra book: Amber 16 pages (complete); Amanda 12 pages; Katherine 4 pages; Valerie 1 unknown page (marked with ???).


Load your last *save*. You're in the east basement now:



As you can see, the author added a *brand new item* on the first big box on the right (when playing *v37011* update from scratch you'll see it the first time you go down here, I guess): it's an **AM/FM radio**! Grab it.

Go back upstairs, west tower, and downstairs to the kitchen.
Talk to Amanda and watch the scene.

You have to find Andy the little creepy freak now. Go upstairs. Go where the men/women toilets are. Go east:



As you can see, the author added 2 *brand new items*. There's a **calculator** on the bottom left table (when playing v37011 update from scratch you'll see it the first time you enter here, I guess): take it.

Talk to Andy and watch the scene. Go south and talk to Val. Talk to Amanda. Now, go west and upstairs: Mendel is sleeping. Check him: you'll take the **security access card** that was on the floor next to him and open the door on the left. Enter the door:



Pick up the **coin** under the chair in the bottom right corner.

Read the **note** on the table (it's a very important hint!).

Turn on the **radiator** in the upper left corner: yes, you turned off the 7th laser (*now you know what the number 7 over the laser that the author added meant*).

Go out, go downstairs, go east, go north: you can get the new item the author added behind the 7th laser, now. Grab it: you found a **pair of jump boots** (you can jump and grab items you couldn't reach before).

Go back to the library foyer (where the creepy Father Parker's portrait is). Check the upper left shelf: there's a sparkle over it. Grab it now: you got a **desk key**.

Go left and downstairs to the kitchen.

As you can see, there's a sparkle on the upper right corner of the shelf next to the fridge. Grab it and find a **skeleton key**.

Go back upstairs where Mendel was sleeping and enter the west door. Open the upper right **chest** using the **skeleton key**: you find another **Kamasutra page** [Val's 2nd]. Take it. You see a sparkle on the upper left cupboard. Click on it and open the cupboard using the **desk key**: you found another **security access card** that opened some other doors.

Go out, go east, go south:



Grab your 3rd **security chip** (on the right). Read the damn **newspaper** on the table (another hint) and enter the door (green light over it):



First, pick up the **coin** under the upper right table (south of the right blackboard). Pick up the **Kamasutra page** on the right [Val's 3rd]. Read the **paper** on the bottom left corner: it's a hint.

Right-click your inventory and select the **radio**. Now select the **calculator**: you did it – you managed to make a **metal detector**.

Check the **air vent** on the upper wall (touch the sparkle): there's a **bottle of serum** behind it. You need something to remove it (a screwdriver?).

Go back where Mendel is sleeping. Go upstairs. You can find a sparkle on the carpet, now: it's a **coin**. Pick it up.

Go downstairs where the fountain is. Get out of the building: there's a sparkle on the grass on the left. Touch it and find the **screwdriver**.

Go back where the **air vent** is and remove it using the **screwdriver**: you got another **bottle of serum**.

Go to the west tower: you'll meet Val in front of the library door. Now you must go downstairs to the kitchen. Go there and talk to Val, then enter the bathroom next to Amber's room.

Guess what? the author added *another new item*: a **shampoo** bottle on the upper left corner. Grab the **shampoo** and watch the scene [Val's 6th gallery scene]. You add a **red heart** to Val; you can **play** new scenes with her, too.

Pick up your clothes. Go to Val's bedroom.
Talk to Val: **heart up** and use a **heart container** on her.

You should have previously seen Amanda going upstairs to Katherine's room. You can go there, now.

Go upstairs to Katherine's bedroom. Before entering her room you see a sparkle on the right bottom carpet corner: grab it. You find a **skeleton key**.

Go back to the east tower. Go upstairs: there's a **chest** in the upper left corner (*new added item*): open it using the **skeleton key** and grab the **Kamasutra page** [Val's 4th].

Now come back and enter Kat's bedroom. Watch the scene [Amber's 9th gallery scene].

Go downstairs. Go to the entry where the fountain is and watch the scene.

The update is complete. See you next time!

NOTE: there's a Val's **outfit** you could purchase, now, but you have 3 **coins** only. Not 100% sure, but I think there isn't a 4th missing coin anywhere (the author didn't add it).